

Tabor College

2021-2022
Fact Book

**Preparing people for a life of learning,
work, and service for Christ
and His kingdom.**

Foreword

The Tabor College Fact Book is intended as a single, consistent information source of facts related to Tabor College. It is a summary of institutional data gathered from both the Hillsboro campus and the Tabor Online programs. Data from multiple years, including data from our benchmark institutions, are provided for context when appropriate. While not comprehensive, the Fact Book provides relevant facts and figures for administrators, faculty, staff, students, and constituents.

We strive to make this publication a useful reference while at the same time enhancing your understanding of the scope and development of the college. We welcome your comments and suggestions, which can be directed to Frank Johnson, Executive Vice President of Academics and Compliance.

Reading the Fact Book

Data are presented in graphs when appropriate, integrating data and text when possible. Not all data are conducive to graphing and, as such, have been presented in charts or narratives. Notations are provided indicating the data source.

Information appropriately formatted for insertion was inserted as received, thus there may be variances in format. Information that was received as raw data has been converted to text, charts, and/or graphs by Tabor College Institutional Research staff.

Pictures have been taken from the Tabor College website.

Contents

Dashboard Fall 2021	4
Mission, Vision, and Core Values	5
Mission	5
Vision Statement	5
Core Values	5
The Tabor Promise	6
The Tabor Advantage	6
Tabor College Board of Directors	7
Accreditation & Associations	8
Collaborative Academic Relationships	9
Fact Book Summary	10
Cumulative Enrollment	11
Enrollment Fall 2021	12
Graduate Enrollment Fall 2015 - 2021	13
Geographic Distribution: TCH Students FA2021	14
Denomination	16
Ethnicity	17
First-Year Freshmen General Statistics	18
Federal Student Aid Programs 2020-2021	19
Tabor Online Statistics	19
Residential Academic Programs 2021	20
Online Academic Programs	22
Classification by Major Fall 2021	23
Degrees Awarded by Major 2020	25
Retention Data	27
Library	28
Athletics	29

NAIA Scholar Team Awards 2020-21	30
Athletes by Sport 2020-21	31
Performing and Visual Arts	32
Academic Committees 2021-22	33
Faculty	35
Financial Reports	36

Dashboard Fall 2021



Source: Miriam Kliever, Executive Assistant to the President

Mission, Vision, and Core Values

Tabor College, as a ministry of the Mennonite Brethren Church, accepts the *Confession of Faith of the Mennonite Brethren Churches of the United States* adopted in 1999. Mennonite Brethren follow evangelical Anabaptist theology, which emphasizes new birth into Christ and faithful discipleship, a mission of personal evangelism and social justice, and obedience to the Bible as interpreted within the community of faith.

Mission

Preparing people for a life of learning, work, and service for Christ and His kingdom.

Vision Statement

Tabor College's vision is to be the college of choice for students who seek a life-transforming, academically excellent, globally relevant, and decidedly Christian education.

Core Values

The core values that influence the mission and vision of Tabor College include a commitment to being Christ-centered in all aspects of life, a passion for learning, the promotion of service to others, and meaningful involvement in college and community activities.

Christ-centered:

The primary value of Tabor College is its desire to be a Christ-centered institution. All activities and programs flow out of this value and are evaluated in reference to it. The Mennonite Brethren Confession of Faith provides the biblical and theological foundation for the institution.

Learning:

The purpose of Tabor is to promote learning. Tabor recognizes that learning occurs in informal settings as well as in the classroom and organized field experiences. Our goal is to develop students who are broadly educated, competent, and embrace the joy of learning which will last a lifetime.

Service:

Service is at the heart of Christ-centered education. We emphasize the value of caring for others in all that we do.

Involvement:

We believe that being engaged increases learning. Participation, both in the formal classroom and outside of it, is an effective way to prepare students for a life of work and service.

Community:

Tabor values community. It desires to be a place where individuals feel like they belong, where there is a sense of mutual support, and members hold each other accountable.

The Tabor Promise

A Compelling College Experience

We promise you will:

- Be encouraged to place Christ at the center of all you do
- Be asked to pursue excellence in athletics, academics, and the arts
- Be prepared for the real world
- Be made aware of your place in God's Kingdom

The Tabor Advantage

Real-World Readiness, Kingdom Awareness

Your Tabor advantage is:

- Understanding your career as a calling
- Being able to obtain a double-major in four year
- Having the opportunity to complete a degree in three years
- Learning and practicing leadership
- Paying an All-inclusive Price

Tabor College Board of Directors

Executive Committee of the Board

Susan Koslowsky, Chair

Diana Raugust, Vice Chair

Ted Faszer, Secretary

Loren Balzer, Treasurer

Darrell Driggers

Craig Ratzlaff

Roger Ediger

Board Members

Southern District

Darrell Driggers

Roger Ediger

Andrew Jost

Susan Koslowsky

Dennis Penner

Craig Ratzlaff

Diana Raugust

Pat Redding

Eastern District

Elaine Setzer-Maxwell

Central District

Mark Jost

Kelly Kirby

Nate Loewen

Craig Quiring

Wilber Unrau

Ex-Officio

Dan Strutz

Tim Sullivan

Latin America District

Melissa Gutierrez

Appointed

Loren Balzer

Ted Faszer

Jeral Gross

Wendell Loewen

Jerry Kliewer

Dean Nachtigall

Jeff Nikkel

Orson Thomas

Dick Unruh

Denise Wiens

Executive Team

David Janzen, Ph.D., President

Frank Johnson, Ph.D., Executive Vice President of Academics and Compliance

Michael James, Ed.D., Vice President of Business and Finance/CFO

Ron Braun, B.A., Vice President of Philanthropy

Rusty Allen, M.S., Executive Vice President of Operations

Source: Miriam Kliewer, Executive Assistant to the President

Accreditation & Associations



Tabor College is accredited by the Higher Learning Commission at 230 South LaSalle Street, Suite 7-500, Chicago, IL 60604-1413, Phone: 800-621-7440.

The College holds membership in the Kansas Collegiate Athletic Conference, the Kansas Independent College Association, the Council of Mennonite Colleges, the Council of Independent Colleges, and the Council for Christian Colleges and Universities. In addition, Tabor College holds private accreditations in Education, Music, and Social Work. Students who complete the social work major are eligible to be licensed at the Licensed Bachelor of Social Work level.

Tabor College

The campus is located in Hillsboro, Kansas (population approximately 3,000), an agricultural area 50 miles north of Wichita. The campus consists of 43 buildings located on an 86.5-acre tract in the southeast part of Hillsboro.

Tabor College Corporation owned and operated the college until 1934 when ownership was transferred to the Board of Trustees of the Conference of the Mennonite Brethren Church of North America. It now operates under its own charter with a Board of Directors responsible to the Mennonite Brethren churches of the Central, Southern, Latin America, and North Carolina Districts.

Tabor College Online

Tabor College offers undergraduate and graduates degree programs completely online. Students attending Tabor College Online are serviced by the School of Professional Studies and the School of Graduate Studies and have access to a full range of student services. See tabor.edu/online.

Collaborative Academic Relationships

Tabor College, via participation in articulation partnerships, is committed to providing high-quality educational programs to the respective constituencies of the institutions involved. They work together as educational partners committed to making student transitions between the respective entities as seamless as possible and without jeopardizing the intended mission and stated goals of the individual institutions.

Tabor College has articulation agreements with Cleveland University – Kansas City, Hesston College, and Southwest Baptist University, as well as a reverse transfer agreement with Kansas community colleges. For more information about the articulation agreements, contact the Registrar.

Tabor College is a member of the Council of Independent Colleges course-sharing consortium. Through this consortium, students can take courses at other colleges and universities. The Registrar and/or advisor will assist students in identifying and enrolling in these courses. Additional fees may apply.

Tabor College is a member of the Kansas Independent College Association (KICA). KICA strengthens the competitive standing of the 19-member independent, nonprofit, regionally accredited, degree-granting colleges and universities in Kansas through professional development and collaboration, governmental advocacy, and public engagement collectively aimed at supporting the ability of students to choose and afford an independent college education that fits their goals. KICA offers specialized coursework for students in Special Education and Secondary Methods instruction.

Tabor College is one of more than 100 members of the Council for Christian Colleges and Universities. By virtue of this membership, Tabor College students are eligible to participate in CCCU-sponsored programs. For detailed information on the curricula, course descriptions, qualifications, costs, and application procedures for any of the programs outlined below, see the Academic Office or www.BestSemester.com.

Fact Book Summary

First-Year Students FA2021

Applicants TCH	1052
Acceptances TCH	

.....	484
Matriculants TCH (183 FR/45	
Transfers).....	228

Source: Deena Boese, Director of Enrollment Communications & Data Systems & Kaitlyn Rempel, Assistant Registrar

Enrollment FA2021 as of 20th Day

TCH Undergraduate Headcount (inclusive of HHS students)	613
Tabor Online Undergraduate Headcount	11
Total Undergraduate Headcount	624
Graduate Student Headcount	64
Total Headcount (all programs)	688
Retention rate of all students enrolled FA2020	73%
Graduation rate (within 6 yrs) of 2014 freshmen	42%

Sources: Kaitlyn Rempel, Assistant Registrar

Graduates for 2021 Calendar Year

Associate of Arts	0
Bachelor of Arts	98
Bachelor of Science	3
Bachelor of Science in Nursing	8
All Bachelor Degrees	109
Master of Business Administration	14
Master of Ministry Entrepreneurship and Innovation	9
Master of Science in Nursing	6
Graduates (All Programs)	138

Source: Kaitlyn Rempel, Assistant Registrar

Library Resources	Volumes
19441	

Source: Janet Williams, Director of Library Services

Employees, Fall 2021 (TCH & Tabor Online Collectively)

Administrative staff	48 FTE
Coaching staff	21 FTE
Full-time faculty	34
Part-time faculty	1
Adjunct faculty	51
Full-time staff and professional staff	13
Part-time staff and professional staff	14
Graduate Teaching Assistants	18
Total Employees	200

Source: Misty Smithson-Kahrs, Personnel & Benefits Manager

Finance, 2020-2021

Consolidated Statement of Unrestricted Activities, 2020-2021

Revenues	
.....	\$17,388,577

Expenditures	
.....	\$17,677,302

Endowment Fund, 2020-2021

Endowment market value	\$14,990,248
Alumni & Development, 2021-2022	
Total Contributions to Tabor College	\$4,251,892

Source: Michael James, VP of Business & Finance

Cumulative Enrollment

	Freshman	Transfers	Returning	Dual Credit	TCO UND G	TCO Grad	TCH UND G Total	TCO UND G & GRAD Total	Less 3 duplicates in programs	Total Enrollment	Total New students	Less Dual Credit
2010	153	72	332		89	23	557	112		669	225	669
2011	151	72	374	8	116	13	597	129		734	223	726
2012	143	e	389	12	147	8	601	155		768	212	756
2013	160	0	363	17	125	11	583	136		736	220	719
2014	159	69	345	21	141	31	573	172		766	228	745
2015	150	59	341	11	126	42	550	168		729	209	718
2016	140	68	336	18	108	57	544	165		727	208	709
2017	149	76	335	74	77	59	560	136		770	225	696
2018	165	55	334	55	46	57	554	103		712	220	657
2019	127	65	303	52	27	65	495	92		639	192	587
2020	171	65	268	57	25	56	504	81		642	236	585
2021	183	45	321	64	11	67	549	78	-3	688	228	624
20/21 diff	12	-20	53	7	-14	11	45	-3		46	-8	39

TCO UND G	Tabor College Online Undergrad
TC Grad	Tabor College Graduate
TCRUG	Tabor College residential Undergrad
TCOL	Tabor College Online

Source: Registrar

Enrollment Fall 2021

TABOR COLLEGE				
UNDERGRADUATE FALL 2021 SEMESTER ENROLLMENT				
CLASSIFICATIONS	WOMEN	MEN	UNKNOWN	TOTAL
First-Time Freshmen	59	124	0	183
Freshmen	3	5	0	8
Sophomores	50	86	0	136
Juniors	45	56	0	101
Seniors	46	67	0	113
Post-Baccalaureate	4	4	0	8
Non-Degree	0	0	0	0
High School	37	26	1	64
Audit	[1]	0	0	[1]
HEAD COUNT, HILLSBORO	244	368	1	613
Accelerated Education	4	7	0	11
HEAD COUNT, ONLINE	4	7	0	11
TOTAL HEAD COUNT	248	375	1	624
Part-Time Students	43	35	1	79
Full-Time Students	205	340	0	545
F.T.E. of Part-Time Students	18	16	0	34
Full-Time Equivalency (F.T.E.)	223	356	0	579
GRADUATE FALL 2021 SEMESTER ENROLLMENT				
PROGRAM	WOMEN	MEN	UNKNOWN	TOTAL
Master of Business Administration	6	12	0	18
Master of Business Administration in Sport Management	2	10	0	12
Master of Education	31	2	0	33
Master in Ministry Entrepreneurship and Innovation	3	1	0	4
HEADCOUNT	42	25	0	67
Part-Time Students	42	25	0	67
Full-time Students	0	0	0	0
F.T.E. of Part-Time Students	28	17	0	45
Full-Time Equivalency (F.T.E.)	28	17	0	45
TOTAL - ALL PROGRAMS				
	WOMEN	MEN	UNKNOWN	TOTAL
<i>Less three duplicates between programs</i>	-3	0	0	-3
HEADCOUNT	287	400	1	688
Full-Time Equivalency (F.T.E.)	250	373	0	623

Graduate Enrollment Fall 2015 - 2021

Graduate Enrollment							
Program	FA2021	FA2020	FA2019	FA2018	FA2017	FA2016	FA2015
MBA	18	36	33	34	31	28	30
MEI	4	12	18	17	13	14	10
MSN	Discontinued	9	14	5	15	15	
MED (New)	33						
MBAS (New)	12						
Non-Degree	0	0	0	1	0	0	0
Total	67	57	65	57	59	57	40

Raw Data: Kaitlyn Rempel, Assistant Registrar

Geographic Distribution: TCH Students FA2021

Students by Geographical Distribution Fall 2021				
Student Count	Column Labels			
Row Labels	Female	Male	Unknown	Grand Total
Alabama	2	8		10
Arkansas	1	3		4
Arizona	6	7		13
California	20	31		51
Colorado	9	10		19
Florida		5		5
Georgia		7		7
Idaho	2	1		3
Illinois		1		1
Indiana		2		2
Kansas	136	134	1	271
Louisiana	1	8		9
Maryland		1		1
Michigan		1		1
Minnesota	2	2		4
Missouri	4	5		9
Mississippi		1		1
Montana		1		1
North Carolina		2		2
North Dakota	1			1
Nebraska	3	2		5
New Jersey		6		6
New Mexico		1		1
Nevada	5	3		8
New York	1			1
Ohio	1			1
Oklahoma	17	22		39
Oregon	1	2		3
Pennsylvania		1		1
Rhode Island		1		1
South Carolina		1		1
South Dakota	2	2		4
Tennessee		1		1
Texas	25	61		86
Unknown		2		2
Utah		3		3

Washington		1		1
Wisconsin		2		2
Wyoming		1		1
American Samoa		1		1
Canada	1	1		2
Columbia		1		1
Ecuador		1		1
England		1		1
Finland	1			1
France		1		1
Grenada		1		1
Indonesia	1			1
Italy		1		1
Mexico		1		1
Peru		1		1
Portugal		2		2
Puerto Rico		2		2
Serbia		1		1
Spain		1		1
Switzerland	1			1
United Kingdom	1	9		10
Uruguay		1		1
Grand Total	244	368	1	613

Raw Date: Kaitlyn Rempel, Assistant Registrar

Denomination

Students by Denomination Fall 2021		
Row Labels	Count of ID Number	%
African Methodist Episc	1	0.2%
Assembly of God	6	1.0%
Baptist	75	12.2%
Bible Church	2	0.3%
Buddhist	1	0.2%
Catholic	87	14.2%
Christian	125	20.4%
Church of Christ	13	2.1%
Church of God	3	0.5%
Church of the Brethren	1	0.2%
Covenant	1	0.2%
Disciples of Christ	2	0.3%
Evangelical	4	0.7%
Friends	2	0.3%
General Conf Mennonite	1	0.2%
Independent	4	0.7%
Latter-Day Saints	2	0.3%
Lutheran	9	1.5%
Mennonite	13	2.1%
Mennonite Brethren	49	8.0%
Methodist	14	2.2%
Mormon	2	0.3%
Nazarene	1	0.2%
Non-Denominational	45	7.3%
Other	3	0.5%
Pentecostal	9	1.4%
Presbyterian	10	1.6%
Reformed Church	1	0.2%
Unspecified	127	20.7%
Grand Total	613	100.0%

Raw Date: Kaitlyn Rempel, Assistant Registrar

Ethnicity

Students by Race Fall 2021			
Count of ID Number	Column Labels		
Row Labels	TCH	TCO	Total
American Indian, Alaska Native	5		5
Asian	2		2
Black or African American	77	2	79
Hawaiian or Pacific Islander	3		3
Hispanic	107		107
Multi-Race	36		36
Non-Resident Alien	29		29
Unknown	6	1	7
White	348	8	356
Grand Total	613	11	624

Raw Date: Kaitlyn Rempel, Assistant Registrar

First-Year Freshmen General Statistics

High School GPA Rankings	2021
GPA at 75th Percentile	3.68
GPA at 25th Percentile	2.77
Average HS GPA	3.22

Source: Kaitlyn Rempel, Assistant Registrar

Average HS Class Rank 2021		
Top 10% of HS Class	11	8%
Top 25% of HS Class	35	25.4%
Top 50% of HS Class	78	56.5%
Bottom 50% of HS Class	60	43.4%
Bottom 25% of HS class	25	18%
Average Class-rank percentile (based on 133 students)		54%
Average GPA for 126 students		3.22
<i>Source: Kaitlyn Rempel, Assistant Registrar</i>		

Federal Student Aid Programs 2020-2021

Program	Number of Awards	Dollar Amount
Pell Grant	225	1,008,311
FSEOG	134	122,916
FWS	107	63,766
Direct Loans		
Subsidized	300	1,198,258
Unsubsidized	369	1,469,659
Parent PLUS	113	1,382,129
Grad Unsubsidized	5	25,000
Graduate PLUS		

Source: Scott Franz

Tabor Online Statistics

2021 TCO Undergraduate Students by Major	
Row Labels	Count of ID Number
Adaptive Ministry Leadership	4
Business Administration	1
Business as Mission	5
Liberal Arts	1
Grand Total	11

TCO Graduate Students by Major	
Row Labels	Count of ID Number
Master of Business Administration	18
Master of Business Administration-Sport Management	12
Master of Education	33
Master of Ministry in Entrepreneurship & Innovation	4
Grand Total	67

Residential Academic Programs 2021

MAJORS

Professional Studies

Biology Major
Business Administration Majors
 Accounting-Finance
 Agri-Business Management
 Entrepreneurship
 Human Resource Management
 Management
 Marketing
 Sport Marketing/Management
Chemistry Major
Communication Major
Criminal Justice Major
Educational Studies Major
Elementary Education Major
Exercise Science Major
General Studies
Health & Human Performance Majors
 Coaching
 Sport Management
 Strength/Conditioning
Health Sciences Major (Pre-
 Professional, Double Major Option)
Mathematics Major
Psychology Major
Secondary Education Major
 Licensure Content Areas:
 *Biology
 *Chemistry
 *English Language Arts
 *Health Education
 *History/Government
 *Mathematics
 *Music Education
 Instrumental Music
 Vocal Music
 *Physical Education
Social Work Major
 *School Emphasis
Sports Information Director Major

Liberal Arts

Adaptive Ministry Leadership Major
Art and Design Majors
 Graphic Design
 Studio Art
Biblical and Religious Studies Major
English Major
General Studies
History Major
Music Major
 *Education Concentration

*Performance Concentration
*Worship Leadership Concentration
*Musical Theatre Concentration

Associate of Arts Degree

Liberal Arts

Other Programming

Carson Center Concentration in Global Engagement

MINORS

Accounting
Accounting CPA
Bible
Biochemistry
Biology
Business
Chemistry
Coaching
Communication
Criminal Justice
English
English for Speakers of Other
 Languages
Entrepreneurship
Environmental Science
Global Business
Graphic Design
History
Integrated Marketing
 Communication
Integrated Media
Management
Marketing
Marketing Analytics
Mathematics
Music
Musical Theatre Minor
Political Science
Psychology
Social Work
Special Education
 *Grade Levels K-6
 *Grade Levels 6-12
 *PreK-12
Sports Information Director
Sport Management
Studio Art
Theatre
Writing

Professional Studies

Biochemistry Major
Biology Major
Biomedical Sciences Major
Business Administration Majors
 Accounting-Finance
 Agri-Business Management
 Entrepreneurship
 Management
 Marketing
 Sports Marketing/Management
Chemistry Major
Criminal Justice Major
Educational Studies Major
Elementary Education Major
Environmental Biology Major
Exercise Science Major
General Studies
Health & Human Performance Majors
 Coaching
 Sport Management
 Strength/Conditioning
Mathematics Major
Psychology Major
Public Health Major
Secondary Education Major
 Licensure Content Areas:
 *Biology
 *Chemistry
 *English Language Arts
 *Health Education
 *History/Government & Social Studies
 *Instrumental Music
 *Mathematics
 *Music Education
 *Vocal Music
 *Physical Education
Social Work Major
 *School Emphasis
Sports Information Director Major

Liberal Arts

Adaptive Ministry Leadership Major
Art and Design Majors
 Graphic Design
 Studio Art
Biblical and Religious Studies Major
Communication Major
English Major
General Studies
History Major
Music Major
 *Collaborative Piano Concentration
 *Education Concentration
 *Vocal Performance Concentration
 *Worship Leadership Concentration
Theater Major

Associate of Arts Degree

Liberal Arts

Other Programming

Carson Center Concentration in
Global Engagement

Online Academic Programs

Associates Degrees

Urban Ministry
Christian Studies
Business

Bachelors Degrees

Business as Mission
Adaptive Ministry Leadership

Masters Degrees

MBA – Leadership
MBA – Sports Management &
Leadership
Ministry Entrepreneurship and
Innovation (MEI)

Classification by Major Fall 2021

Student Count	High School	PB	First-Time Freshman	Freshman	Junior	Sophomore	Senior	Total
Adaptive Ministry Leadership					2	3	4	9
Art & Design: Graphic Design					4	6	3	13
Art & Design: Studio Art				1	2	4		7
Biblical/Religious Studies						1	1	2
Biochemistry							2	2
Biology					8	6	5	19
Biology-Teaching					2		1	3
Biomedical Science					2	8	7	17
Business Administration-Accounting /Finance		1			6	13	9	29
Business Administration-Agribusiness					1	1	1	3
Business Administration-Entrepreneurship					1	9	1	11
Business Administration-Human Resource Management					1			1
Business Administration-Management		1			6	19	9	35
Business Administration-Marketing				1	8	11	12	32
Business Administration-Sport Marketing/Management		1			7	12	6	26
Chemistry						2	1	3
Communication					5	5	5	15
Criminal Justice			1		11	8	7	27
Dual Credit	64							64
Elementary Education		3			6	3	11	23
English					1	2		3

English-Teaching					2	1	3	6
Exercise Science				1	10	13	10	34
General Studies			182	2				184
Health & Human Performance-Coaching		1			4	4		9
Health & Human Performance-Sport Management				1	6	6	2	15
Health & Human Performance-Strength/Conditioning				1	3	3	5	12
Health & Human Performance-Teaching				1	4	3	1	9
Health & PE-Teaching							2	2
Health Sciences							3	3
History						4	2	6
History-Teaching					2			2
Mathematics						6	1	7
Mathematics-Teaching							2	2
Music						1		1
Music Education							1	1
Music-Piano Pedagogy						1		1
Music-Vocal Performance						1		1
NA		1						1
Psychology					22	19	26	67
Secondary Education				1	9	4	8	22
Social Work					7	8	4	19
Sports Information Director						2		2
Theatre						1		1
Total	64	8	183	9	142	190	155	751

Source: Emily Olson

Degrees Awarded by Major 2021

Row Labels	Count of ID Number
BA	117
Art & Design-Graphic Design	4
Art & Design-Studio Art	2
Athletic Training	2
Biology-Environmental	2
Biology-Biomedical	1
Biology	7
Biology-Teaching	1
Biblical/Religious Studies	1
Behavioral Science	1
Business Admin-Accounting/Finance	8
Business Admin-Management	7
Business Admin-Marketing	4
Business Admin-Sport Marketing/Management	4
Christian Ministry-Christian Leadership	1
Criminal Justice	1
Criminology & Restorative Justice	3
Communication	4
Educational Studies	2
Elementary Education	9
English	1
English-Teaching	1
Exercise Science	11
History	3
History-Teaching	1
Health/Physical Ed-Teaching	4

Health/Human Performance-Coaching	2
Health/Physical Ed-Strength/Conditioning	2
Health/Physical Ed-Sport Management	3
Health/Human Performance-Sport Management	3
Health/Physical Ed-Sports Studies	1
Health/Human Performance-Strength/Conditioning	3
Music Education	1
Math-Teaching	1
Music-Vocal Performance	1
Music	1
Psychology	10
Secondary Education	2
Theatre	1
Individualized Major-Visual Comm & Marketing	1
BS	3
Business Administration	3
BSN	8
Nursing	8
BSW	4
Social Work	4
MBA	14
Master of Business Administration	14
MEI	9
Master in Ministry Entrepreneurship & Innovation	9
MSN	6
Master of Science in Nursing	6
Grand Total	161

Source: Kaitlyn Rempel, Assistant Registrar; Graphics: IR

Retention Data

RETENTION DATA														
Retention % - Fall to Fall	FA20-FA21		FA19-FA20		F18-F19		F17-F18		F16-F17		F15-F16		F14-F15	F13-F14
FR	72%		47%		60%		60%		60%		58%		57%	63%
SO	32%		70%		61%		68%		80%		74%		74%	71%
JR	83%		80%		82%		83%		88%		84%		89%	90%
SR	63%		67%		71%		77%		63%		85%		86%	71%
ALL	73%		64%		67%		70%		74%		72%		72%	72%
Retention % - Fall to Spring	F20-S21		F19-S20		F18-S19		F17-S18		F16-S17		F15-S16		F14-S15	F13-S14
FR	90%		73%		82%		76%		81%		76%		82%	81%
SO	89%		81%		82%		83%		89%		83%		86%	84%
JR	93%		91%		95%		95%		95%		93%		93%	98%
SR	94%		95%		96%		95%		93%		99%		96%	95%
ALL	91%		84%		88%		87%		89%		88%		89%	88%
Retention % - Spring to Fall	S21-F21		S20-F20		S19-F19		S18-F18		S17-F17		S16-F16		S15-F15	S14-F14
FR	70%		56%		58%		78%		69%		62%		69%	63%
SO	87%		80%		76%		78%		81%		79%		75%	80%
JR	79%		87%		80%		91%		91%		85%		94%	93%
SR	87%		87%		86%		87%		87%		89%		92%	95%
ALL	81%		79%		75%		84%		83%		80%		83%	83%

<u>Library</u>						
Library Holdings						
	<u>2020-2021</u>	<u>2019-20</u>	<u>2018-19</u>	<u>2017-18</u>	<u>2016-17</u>	<u>2015-16</u>
Print Books	<u>14700</u>	<u>49,699</u>	<u>59,609</u>	<u>61,357</u>	<u>61550</u>	<u>61171</u>
Print Serials Titles	<u>1</u>	<u>37</u>	<u>65</u>	<u>103</u>	<u>148</u>	<u>147</u>
<u>Online Databases - Journals</u>	<u>50</u>	<u>50</u>	<u>40</u>	<u>32</u>	<u>22</u>	<u>21</u>
Online Databases - Online Books	<u>1</u>	<u>1</u>	<u>2</u>	<u>2</u>	<u>1</u>	<u>1</u>
Music Scores	<u>2200</u>	<u>2861</u>	<u>2,851</u>	<u>2,852</u>		
Music CD's	<u>1933</u>	<u>2077</u>				
DVD's	<u>555</u>	<u>1747</u>				
Educational Streaming Video Service (New in 2020)	<u>1</u>					
Total	<u>19441</u>	<u>56,421</u>				

Source: Janet Williams, Director of Library Service

Athletics



COVID-19 did affect several sports over the course of the season.

Worthy of recognition	
Alan Cantana, XC National Qualifier	Kaileigh Dill, Indoor Track and Field KCAC Shot Put & Weight Throw champion and National Qualifier
Conangela Senior, XC 1st Team All-KCAC and National Qualifier	Jacob Skinner, Track and Field National Qualifier, 110 HH, KCAC Champion
Abigail Sechrist, XC National Qualifier	Toby Skinner, Track and Field National Qualifier, 400 IH, KCAC Champion
Toby Penner, Indoor Track and Field National Qualifier	Kaileigh Dill, Track and Field KCAC & National Champion, Shot Put
Tyke Owens, Indoor Track and Field KCAC High Jump champion and National Qualifier	Dave Kroeker, KCAC Women's Track and Field Coach of the Year
Austen Seidel, KCAC Pitcher of the Year	Women's Cross Country, KCAC Team of Character
Austen Seidel, Honorable Mention All-American pitcher, baseball	Women's Indoor Track and Field, KCAC Team of Character
Mark Standiford, KCAC Champions of Character Coach of the Year	Natalie Ford, CoSIDA All-District First Team, women's soccer
Toby Penner, Male KCAC Champion of Character	Olivia Duerksen, CoSIDA All-District First Team, volleyball
Wyatt Bell, CoSIDA All-District First Team, football	Olivia Brubacher, CoSIDA All-District First Team and All-American Second Team, at-large (tennis)
Robert Isenhour, CoSIDA All-District First Team and All-American Second Team, baseball	Zoe Shieldnight, Honorable Mention All-America, women's basketball
Kaileigh Dill, CoSIDA All-District First Team and All-American First Team, track, and field	Alyvia Owens, KCAC Freshman of the Year, women's basketball
Kaileigh Dill, First Team All-American, women's track and field	

Source: David Ediger, Associate Director of Athletic Communications

Honors	Men	Women	Total
KCAC Academic All-Conference	54	84	142
KCAC All-Conference	79	70	149
KCAC Champions of Character Athlete of the Year	1	0	1
KCAC Player of the Week	13	16	29
NAIA Academic All-Americans	24	43	67
NAIA All-Americans	1	2	3
NAIA Player of the Year	0	0	0
NAIA Player of the Week	0	0	0
CoSIDA Academic All-District	2	4	6
CoSIDA Academic All-American Second Team	1	1	2
CoSIDA Academic All-American First Team	0	1	1
Total number of TC student-athletes 2019-20			
KCAC Athlete of the Year Award	1	1	2
KCAC Coach of the Year Award	0	1	1
KCAC Champions of Character Team of the Year	0	2	2
KCAC Champions of Character Individual of the Year	1	0	1
KCAC Champions of Character Coach of the Year	1	0	1
KCAC Athletic Director of the Year	0	0	0

Source: David Ediger, Associate Director of Athletic Communications

NAIA Scholar Team Awards 2020-21

NAIA Scholar Team Awards 2020-21			
Team GPA - Women		Team GPA - Men	
		Cross	
Softball	3.60	Country	3.35
VB	3.59	Outdoor T/F	3.12
Tennis	3.58	Tennis	3.10
Basketball	3.57	Indoor T/F	3.06
Cross			
Country	3.56		
Swim and			
Diving	3.49		
Soccer	3.40		
Indoor T/F	3.33		
Outdoor T/F	3.33		
Golf	3.01		

Source: David Ediger, Associate Director of Athletic Communications

Athletes by Sport 2020-21

Male athletes by Sport 2020-21					
Sport	FR	SO	JR	SR	TOTAL
XC	7	2	0	2	11
FB	49	13	21	5	88
Soccer	21	2	10	6	39
BB	8	6	7	6	27
Baseball	26	15	15	8	64
Tennis	6	3	2	2	13
Track-out door	22	3	4	2	31
Swim	3	0	1	0	4
Cheer	0	0	0	0	0
Total	142	44	60	31	277

Female athletes by Sport 2020-21					
Sport	FR	SO	JR	SR	TOTAL
XC	1	2	2	4	9
VB	5	4	7	2	18
Soccer	11	3	11	1	26
BB	12	5	7	3	27
Softball	7	8	12	2	29
Tennis	4	0	2	2	8
Track	9	4	4	1	18
Swim	4	1	0	2	7
Cheer	2	1	1	0	4
Total	55	28	46	17	146

Source: David Ediger, Associate Director of Athletic Communications

Performing and Visual Arts

Academic Year	Theater/Drama Participants (unduplicated in Academic Year)	% of TCH FA 20th Day Headcounts	Vocal & Instrumental Ensemble Participation (unduplicated in Academic Year)	% of TCH FA 20th Day Headcounts	Students participating in BOTH Drama & Music during the Academic Year*	Unduplicated headcount of Performing Arts Participants	Percentage of TC students involved in Performing Arts*
2012-2013	37	6.0%	125	20.4%	18	144	23.5%
2013-2014	39	6.5%	85	14.2%	23	101	16.8%
2014-2015	25	4.4%	113	19.7%	17	121	21.1%
2015-2016	37	7.1%	75	14.3%	18	94	17.9%
2016-2017	27	4.3%	99	15.6%	16	110	17.4%
2017-2018	34	5.3%	60	9.5%	16	78	12.3%
2018-2019	25	4.1%	69	11.3%	16	78	12.8%
2019-2020	21	3.8%	37	6.8%	13	45	8.2%
2020-2021	14	2.6%	36	6.6%	6	44	8.0%

Academic Committees 2021-22

Academic Affairs Council		
Title	Name	Term
EVPAC	Frank Johnson (Chair)	Standing
Faculty Chair	Chris Dick	Expires after 21-22
Associate Dean, SLA	Wendell Loewen	Expires after 23-24
Associate Dean, SPS	Amy Ratzlaff	Expires after 21-22
Associate Dean, SGS	Rick Bartlett	Expires after 22-23
Director of Assessment	Aaron Smith	Standing
Director of General Education	Jim Paulus	Standing
Member-at-Large, SLA	Garrett Looney	1/2A
Member-at-Large, SPS	Lisa Moore	2/2A

Enrollment Management Committee		
Title	Name	Term
Dean of Enrollment Mgmt	Grant Myers (Chair)	Standing
EVPAC	Frank Johnson	Standing
Dean of Student Life	Emir Ruiz Esparza	Standing
CFO	Mike James	Standing
FYE Advisor	Emily Ingalls	Standing
Director of Financial Aid	Scott Franz	Standing
Director of Student Success	Erica Kruckenberg	Standing
SLA Rep	Brian Stranghoner	1/1A
SPS Rep	Sarah Tham	1/1A

Faculty Personnel Committee		
Title	Name	Term
SPS Rep	Jim Moore (Chair)	3/3E
EVPAC	Frank Johnson	Standing
Faculty Chair	Chris Dick	Expires after 21-22
SLA Rep	Shin-hee Chin	1/3E
SGS Rep	Rick Bartlett	2/3E
Member-at-Large	Lara Vanderhoof	1/3E

Institutional Assessment Committee		
Title	Name	Term
Director of Assessment	Aaron Smith (Chair)	Standing
EVPAC	Frank Johnson	Standing
Communication Office Rep	Di Oborny	Standing
Business Office Rep	Misty Smithson-Kahrs	Standing
Athletics Dept. Rep	Marty Ziesemer	Standing
Financial Aid Office Rep	Dale Shewey	Standing
SGS Proxy	Lynette Bartsch	3/3A
SLA Rep	Derek Hamm	1/3A
SPS Rep	Jim Paulus	3/3A

SGS Council		
Title	Name	Term
SGS Faculty	Rick Bartlett (Chair)	Standing
SGS Faculty	Mark Posson	Standing
SGS Faculty	David Stevens	Standing
SGS Faculty	Amy Ratzlaff	Standing

Faculty Chair	Chris Dick	Expires after 21-22
EVPAC	Frank Johnson	Standing
EPP Unit Head	Lisa Moore	Standing
SLA Rep	Craig Jost	1/3E
SPS Rep	Staci Janzen	3/3E

Student Appeals Committee		
Title	Name	Term
EVPAC	Frank Johnson (co-chair)	Standing
Dean of Student Life	Emir Ruiz Esparza (co-chair)	Standing
Financial Aid	Scott Franz (interim)	Standing
Director of Student Success	Erica Kruckenberg	Standing
Athletics Liaison	Marty Zieseimer	Standing
SLA Rep	Craig Jost	1/1E
SPS Rep	Lily Arthur	2/3E

Teacher Education Committee		
Program	Name	Term
Education	Lisa Moore (Chair)	Standing
Education	Kristen Hays	Standing
Education	Sarah Tham	Standing
Education	David Stevens	Standing
EVPAC	Frank Johnson	Standing
Health/HP	Amy Ratzlaff	Standing
History	Garrett Looney	Standing
English	Chris Dick	Standing
Biology	Josh McLoud	Standing
Chemistry	James Titah	Standing
Math	Daniel Creamer	Standing
Music	Brian Stranghoner	Standing
El Ed Student Rep	TBD	Appointed annually
Sec Ed Student Rep	TBD	Appointed annually

Department Chairs			
Bible, Religion & Philosophy	Rick Bartlett	Health & Human Performance	Jim Moore
English	Chris Dick	Science & Mathematics	Josh McLoud
History	Garrett Looney	Social & Behavioral Science	Jim Paulus
Performing & Visual Arts	Sheila Litke	Teacher Education	Lisa Moore
Business Administration	Staci Janzen	Communication	Aleen Ratzlaff

Community Life Council		
Title	Name	Term
Dean of Student Life	Emir Ruiz Esparza (Chair)	Standing
EVPAC	Frank Johnson	Standing
Staff Rep	Naima Loera-Mexsen	Appointed annually
SLA Rep	Aleen Ratzlaff	Appointed annually
SPS Rep	Melinda Rangel	Appointed annually

Source: Emily Olson, Exec. Admin Assistant to the EVP of Academics and Compliance

Faculty

Faculty by Rank

Status	School	Gender	Highest Degree Earned				
			Terminal	Master s	B.A.	B.S.	Total
FT	TCH/Tabor Online	Female	5	7	0	0	12
FT	TCH/Tabor Online	Male	9	3	1	0	13
All FT			14	10	1	0	25
PT**	TCH	Female	3	6	1	0	10
PT**	TCH	Male	8	12	0	0	20
All TCH PT			11	18	1	0	30
PT**	Tabor Online	Female	0	0	0	0	0
PT**	Tabor Online	Male	7	5	0	0	12
All TCO PT			7	5	0	0	12
*Total			32	33	2	0	67

**This number is inclusive of adjunct faculty who teach 3 hours or fewer*

***Adjuncts and faculty with administrative assignments*

Source: Emily Olson

Faculty by Ethnicity

Status	School	Gender	Total Headcount	Caucasian	Asian/ Pacific Islander	Black	Hispanic	Other
FT	TCH/Tabor Online	Female	12	10	2	0	0	0
FT	TCH/Tabor Online	Male	13	10	0	2	0	1
All FT			25	20	2	2	0	1
PT**	TCH	Female	10	10	0	0	0	0
PT**	TCH	Male	20	20	0	0	0	0
All TCH PT			30	30	0	0	0	0
PT**	Tabor Online	Female	0	0	0	0	0	0
PT**	Tabor Online	Male	12	11	0	0	1	0
All TCO PT			12	11	0	0	1	0
*Total			67	61	2	2	1	1

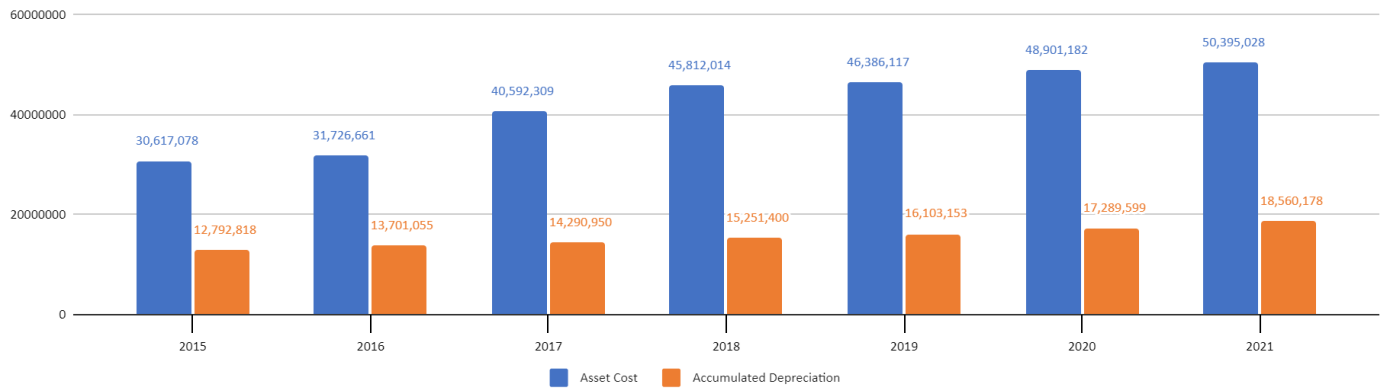
**This number is inclusive of adjunct faculty who teach 3 hours or fewer*

***Adjuncts and faculty with administrative assignments*

Source: Emily Olson

Financial Reports

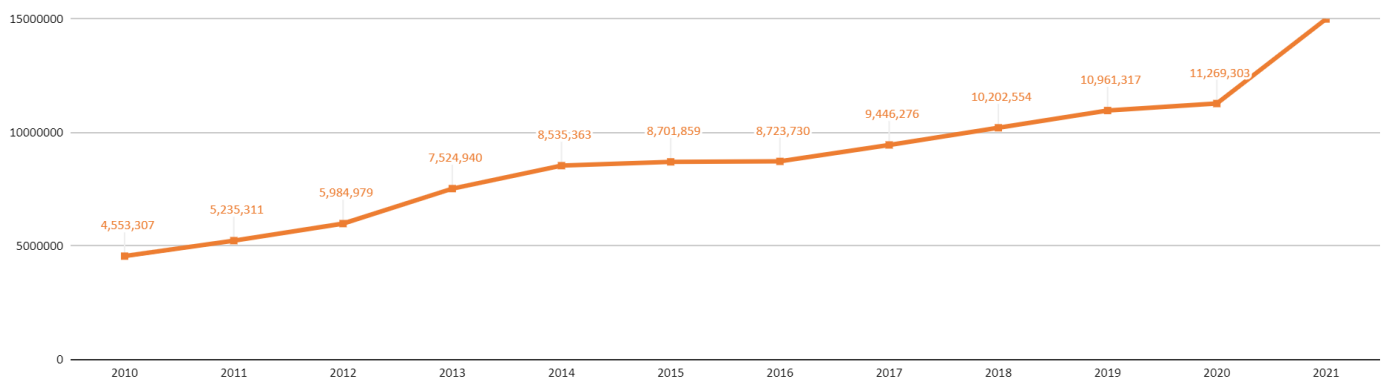
Tabor College Property, Plant and Equipment



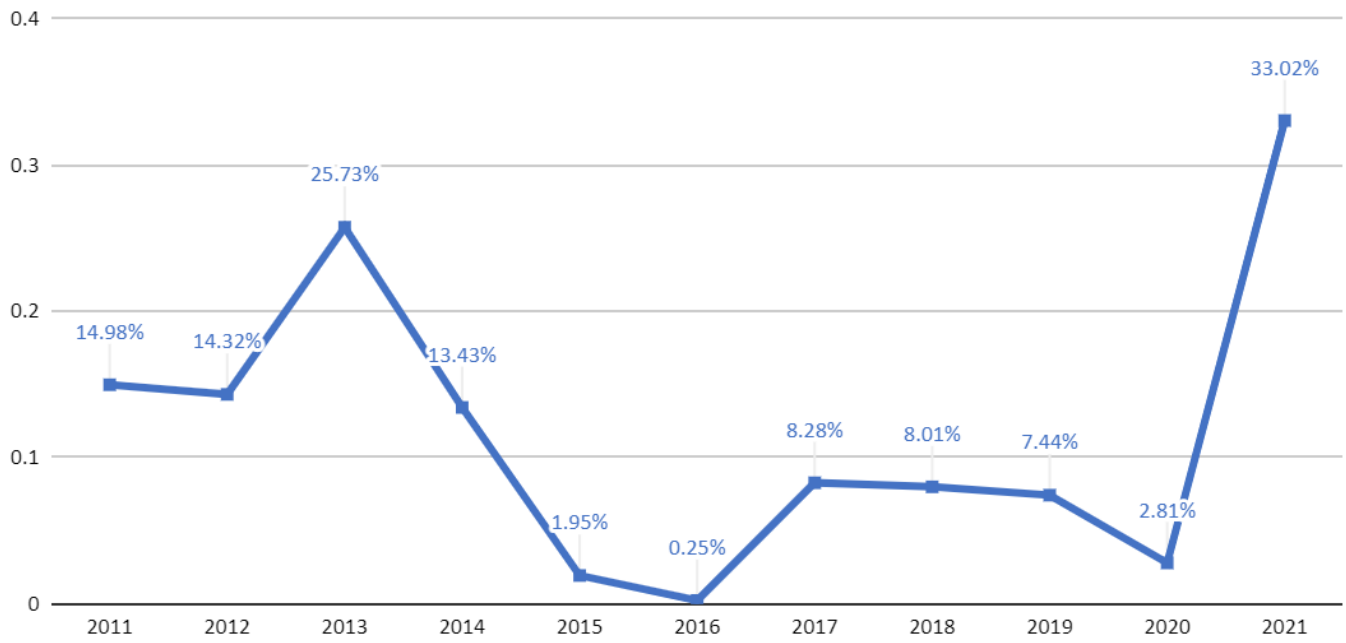
Change in Net Assets



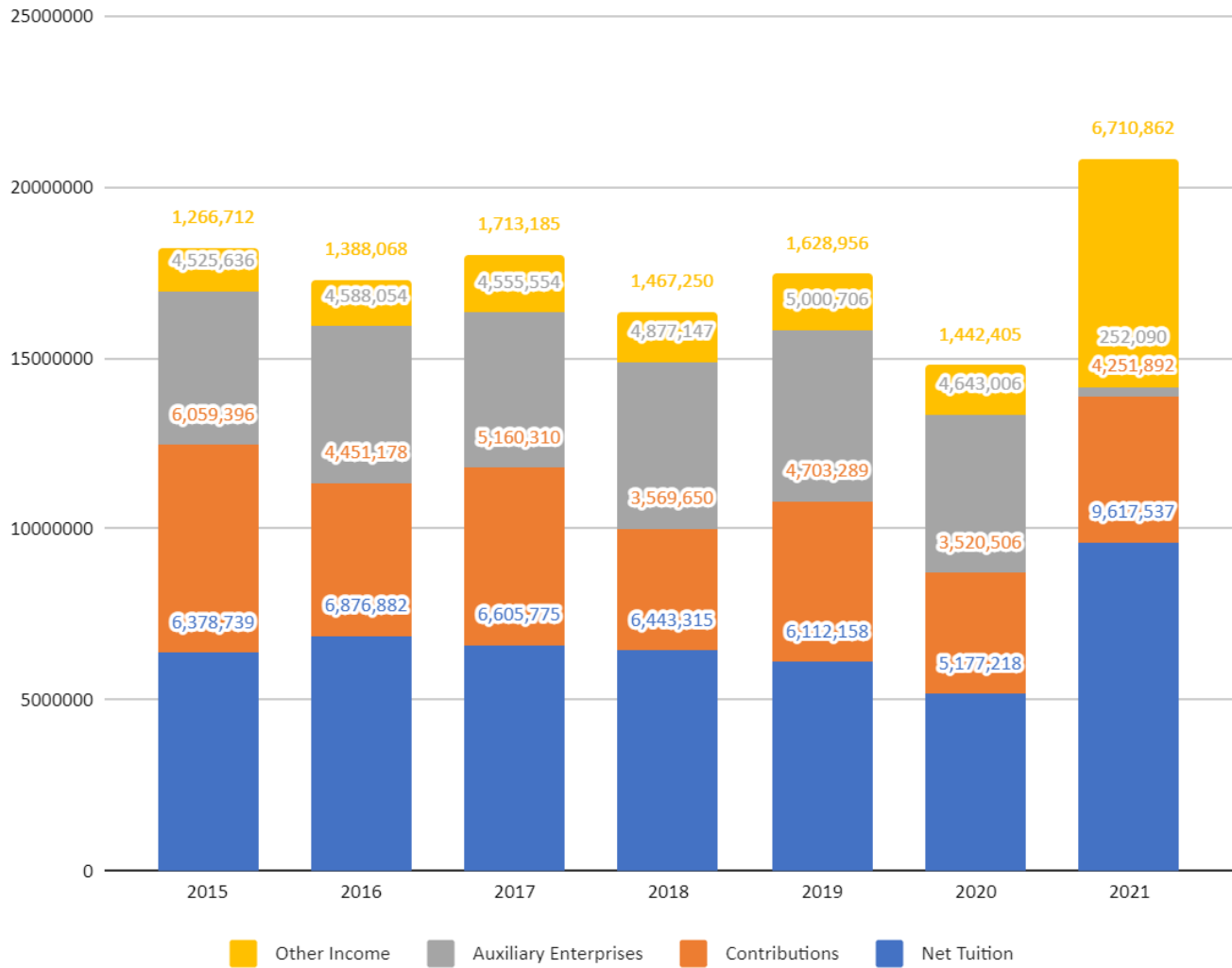
Tabor College Endowment Balance



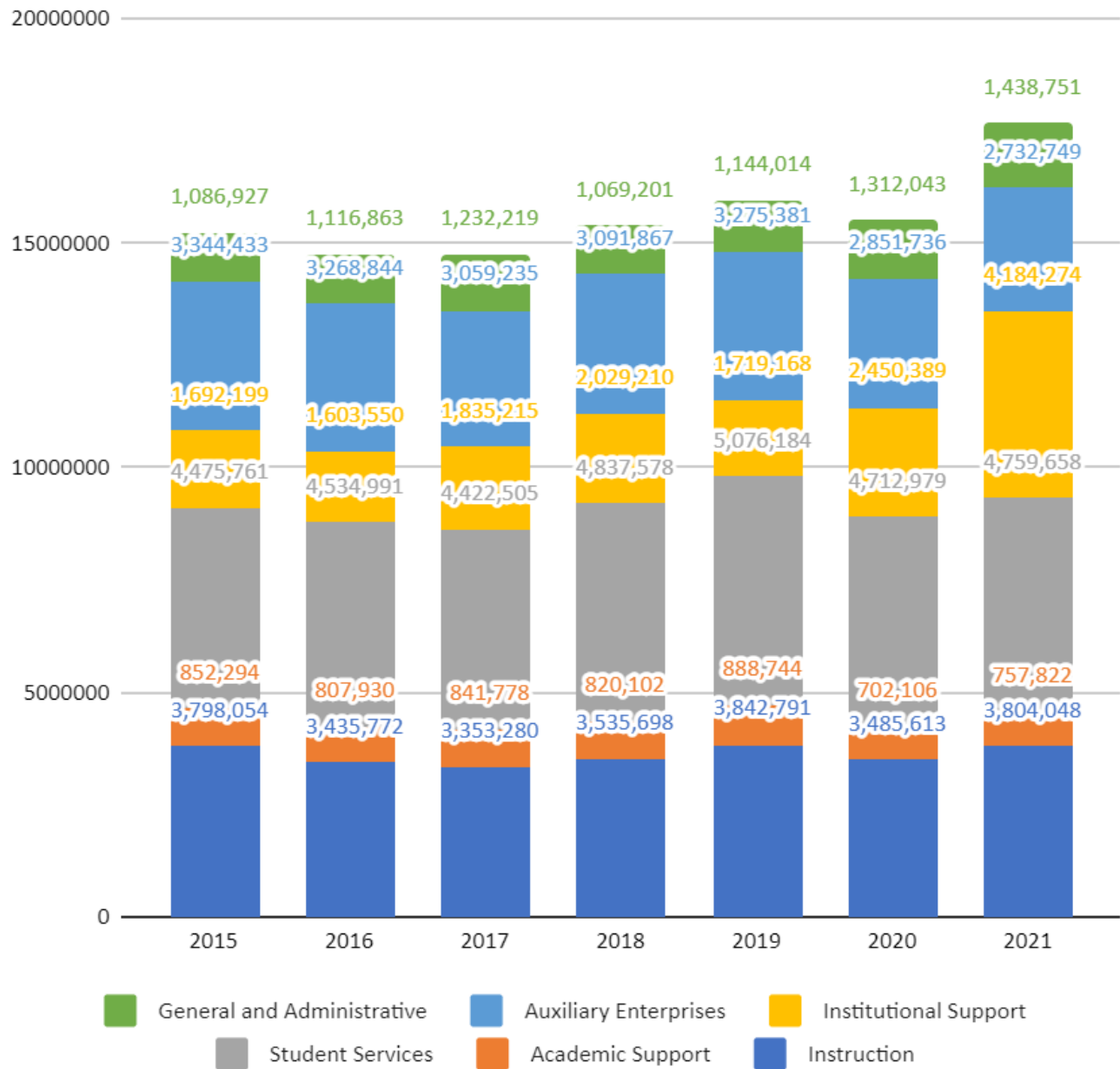
Percentage Change in Endowment Fund



Tabor College Revenues



Tabor College Expenses



*Show me Your ways, LORD, teach me Your paths. Guide me in Your truth and teach me, for
You are God my Savior, and my hope is in You all day long. **Psalm 25:4-5***